

Counsel U.S. Growth Equity Series I

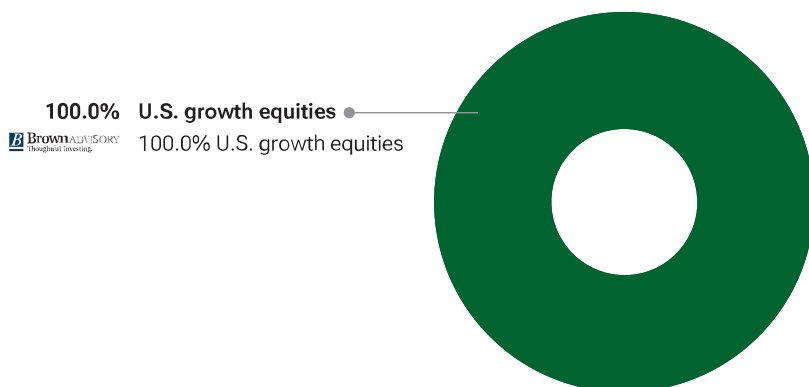
October 31, 2024

The fund seeks long-term capital growth by investing primarily in U.S. equity securities. The fund will invest primarily in the common stock of mid and large-cap companies that, in the sub-advisor's view, have attractive valuations, leverage long-term competitive advantages, and are expected to provide above-average earnings growth over a market cycle. The fund may invest up to 15% of its net assets in non-U.S. and emerging market securities, typically through sponsored American Depository Receipts (ADR)

Is this portfolio right for you?

- Designed to provide potential for long-term capital growth.
- Exposure to a concentrated portfolio of 30-40 securities of large-cap U.S. companies where diversification is achieved through investments in a variety of sectors.
- Monthly distributions.

Neutral portfolio allocation¹



Annualized performance (%)

Period	1 mth	3 mths	6 mths	1 yr	3 yr	5 yr	10 yr	Inception return
Series I Data not available based on date of inception								

Performance (%) calendar year returns

Period	2014	2015	2016	2017	2018	2019	2020	2021	2022	2023	YTD
Series I Data not available based on date of inception											

Historical performance (%) Current value of \$10,000

Data not available based on date of inception

Key data

Fund type	U.S. Equity
Fund code	CGF515
Inception date	November 6, 2023
Mgmt. fee	0.90%
Admin. fee	0.15%
MER	0.17%

Distribution frequency

Income	Monthly
Capital gains	Annual
Distributions	\$0.05

Distributions represent the annual distributions paid during 2023

Risk tolerance

Medium

Portfolio characteristics


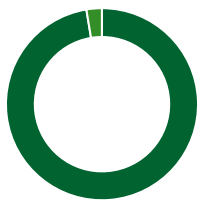
Dividend yield	0.4%
----------------	------

Investment

Min.	Subsq.	RRSP eligible
\$1,000	\$100	Yes

Counsel U.S. Growth Equity Series I

How the fund is invested² as at Aug 31, 2024



Asset allocation	(%)	Geographic allocation	(%)	Sector allocation	(%)
US Equity	97.4	United States	99.0	Technology	52.5
Cash and Equivalents	2.6	Canada	1.1	Financial Services	17.9
				Healthcare	12.5
				Consumer Services	8.0
				Cash and Cash Equivalent	2.6
				Industrial Goods	2.6
				Basic Materials	1.9
				Other	2.1

Top holdings

Top equity holdings	(%) of NAV
NVIDIA Corp	7.9
Microsoft Corp	6.9
Amazon.com Inc	6.1
Intuit Inc	4.5
ServiceNow Inc	4.4
Visa Inc Cl A	4.0
KKR & Co Inc	3.8
Alphabet Inc Cl A	3.7
Progressive Corp	3.6
Monolithic Power Systems Inc	3.5

Why Invest with Counsel Portfolios

Our Portfolio Management team builds and maintains our portfolios based on in-depth analysis to align to a broad range of investor risk profiles. We take an unbiased approach when choosing our money managers by incorporating a proprietary and disciplined methodology for researching and selecting independent asset managers from across the globe. Each manager is monitored and held accountable to their mandate to help ensure our investors have the best chance at achieving their financial goals.

Counsel U.S. Growth Equity Series I

¹The asset allocation weights depicted above represent the neutral allocations for the fund and may differ from the current allocation. The neutral allocation may comprise a combination of investments in equities, fixed income securities, securities that are designed to track a market index or other securities. Canada Life Investment Management Ltd., the portfolio manager of the fund, has the discretion to change the allocation without prior notice. ²Effective holdings of the fund are held either directly, or through an underlying mutual fund. Asset allocations reflected are as a percentage of the fund's net asset value. Individual securities held by ETFs are not reflected in the Fund's Top Holdings listings. For money market fund reports: The current yield is an annualized historical yield based on the seven-day period ended on the date noted above and does not represent an actual one-year return. For information on the fund or any underlying Counsel funds, please read the Fund Facts, Simplified Prospectus and/or other reporting documents before investing, available at www.counselportfolios.ca. All third-party marks are used with permission.

Note: Occasionally, a negative value may be reported for Cash holdings that reflects the sale of securities and/or redemption transactions that have not settled at month end.

Distribution of the chart, history standard and short-term reports are not permitted without including the fund profile long-term report. Commissions, trailing commissions, management fees, and expenses all may be associated with mutual fund investments. Please read the prospectus before investing. The performance data provided assumes reinvestment of distributions only and does not take into account sales, redemption, distribution, or optional charges or income taxes payable by any securityholder that would have reduced returns. Mutual fund securities are not covered by the Canada Deposit Insurance Corporation or by any other government deposit insurer. There can be no assurances that the fund will be able to maintain its net asset value per security at a constant amount or that the full amount of your investment in the fund will be returned to you. Past performance may not be repeated. Reports produced using this website are for information purposes only. Canada Life Investment Management Ltd., and their affiliates, representatives, and third-party content providers do not warrant the accuracy, completeness, or timeliness of this website or any content, and shall not be responsible for investment decisions, damages, or other losses resulting from the use of this website or its content. The only true report on unit values is the periodic statement prepared and sent by the mutual fund company. Counsel mutual funds are managed by Canada Life Investment Management Ltd., a wholly owned indirect subsidiary of The Canada Life Assurance Company ("Canada Life"). Canada Life is a majority owned subsidiary of Great-West Lifeco Inc. (TSX: GWO) and a member of the Power Corporation of Canada group of companies.