

Counsel Focus Growth Portfolio Series I

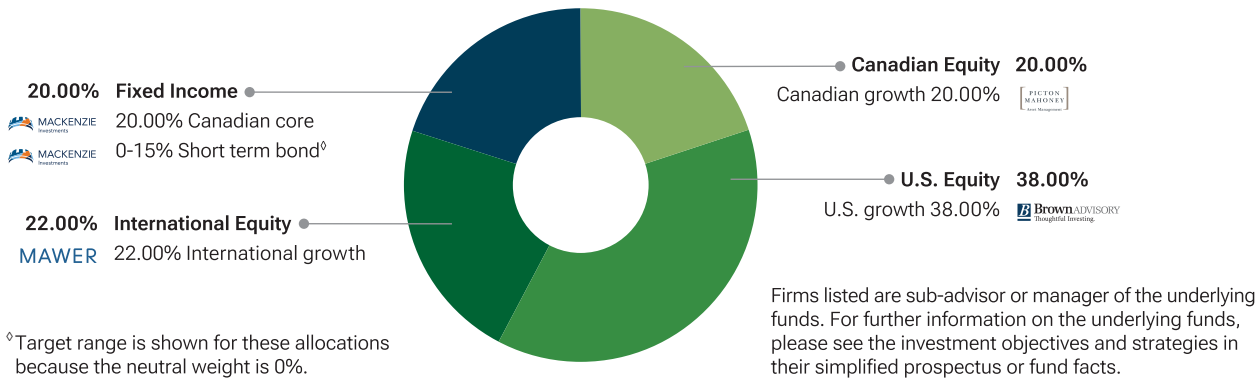
August 31, 2025

A diversified portfolio that seeks to achieve long-term capital growth. The portfolio will invest either directly, or through securities of other investment funds, in equity and fixed-income securities of a variety of Canadian, U.S. and international issuers.

Is this portfolio right for you?

- Designed to provide growth potential through a concentrated selection of globally diversified, high conviction, growth-oriented equities.
- Fixed income allocation provides stability.
- Monthly distributions.

Neutral portfolio allocation¹



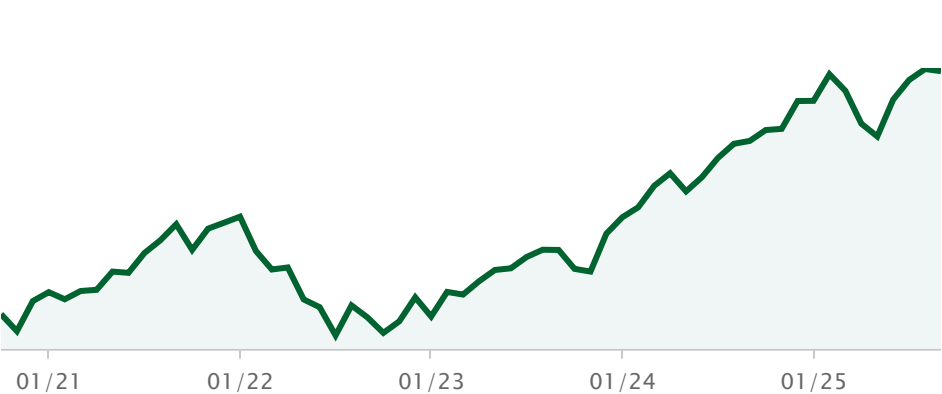
Annualized performance (%)

Period	1 mth	3 mths	6 mths	1 yr	3 yr	5 yr	10 yr	Inception return
Series I	-0.3	4.1	2.8	10.7	15.0	-	-	8.8

Performance (%) calendar year returns

Period	2015	2016	2017	2018	2019	2020	2021	2022	2023	2024	YTD
Series I	-	-	-	-	-	-	15.1	-17.4	20.9	20.3	4.3

Historical performance (%) Current value of \$10,000



Key data

Fund type	Global Equity Balanced
Fund code	CGF527
Inception date	October 19, 2020
Mgmt. fee	0.80%
Admin. fee	0.15%
MER	0.16%

Distribution frequency

Income	Monthly
Capital gains	Annual
Distributions	\$0.16

Distributions represent the annual distributions paid during 2024

Risk tolerance

Low to Medium

Portfolio characteristics

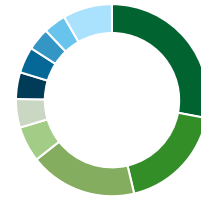
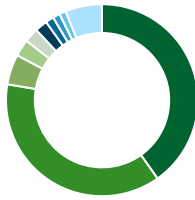
Dividend yield	1.8%
Yield to maturity	3.8%
Duration (years)	6.6
Average credit rating	A

Investment

Min.	Subsq.	RRSP eligible
\$500	\$100	Yes

Counsel Focus Growth Portfolio Series I

How the fund is invested² as at Jun 30, 2025



Asset allocation	(%)	Geographic allocation	(%)	Sector allocation	(%)
US Equity	37.2	Canada	40.3	Technology	28.0
International Equity	21.9	United States	37.6	Financial Services	18.3
Canadian Equity	18.7	United Kingdom	5.1	Fixed Income	18.1
Domestic Bonds	18.1	Japan	2.9	Consumer Services	6.0
Cash and Equivalents	3.7	Taiwan	2.4	Industrial Services	4.8
Income Trust Units	0.4	Netherlands	2.1	Healthcare	4.5
		China	1.4	Industrial Goods	4.4
		Ireland	1.2	Basic Materials	3.8
		Germany	1.1	Cash and Cash Equivalent	3.8
		Other	6.2	Other	8.3

Top holdings

Underlying funds/holdings	(%) of NAV
Counsel U.S. Growth Equity	38.8
Counsel International Growth	21.6
Counsel Canadian Growth	19.8
Counsel Canadian Core Fixed Income	17.9
Counsel Short Term Bond	1.8

Top equity holdings	(%) of NAV
NVIDIA Corp	3.5
Microsoft Corp	3.5
Amazon.com Inc	2.9
Intuit Inc	1.7
Visa Inc Cl A	1.6
KKR & Co Inc	1.5
Royal Bank of Canada	1.4
Marvell Technology Inc	1.3
Taiwan Semiconductor Manufactrg Co Ltd	1.3
Progressive Corp	1.3

Top fixed income holdings	(%) of NAV
Ontario Province 3.60% 02-Jun-2035	1.4
Canada Government 3.25% 01-Dec-2034	0.8
Quebec Province 4.40% 01-Dec-2055	0.6
Canada Housing Trust No 1 1.90% 15-Sep-2026	0.6
Canada Government 3.25% 01-Jun-2035	0.4
Canada Government 3.00% 01-Jun-2034	0.4
Canada Government 2.75% 01-Dec-2055	0.4
Canada Government 3.50% 01-Sep-2029	0.3
Quebec Province 4.45% 01-Sep-2034	0.3
Enbridge Inc 5.38% 27-Sep-2027	0.3

Counsel Focus Growth Portfolio Series I

Why Invest with Counsel Portfolios

Our Portfolio Management team builds and maintains our portfolios based on in-depth analysis to align to a broad range of investor risk profiles. We take an unbiased approach when choosing our money managers by incorporating a proprietary and disciplined methodology for researching and selecting independent asset managers from across the globe. Each manager is monitored and held accountable to their mandate to help ensure our investors have the best chance at achieving their financial goals.

Q2 2025 Fund Commentary

Market Commentary

Global equities rose over the second quarter of 2025 and outperformed global bonds, which posted a small gain (all returns in Canadian-dollar terms on a total return basis). The U.S. paused higher tariffs as it worked on trade deals. Late in the quarter, the U.S. and China reached a framework for a trade deal.

The U.S. equity market gained, with strong performance from the information technology sector. Canadian equities increased and outperformed U.S. equities. Information technology was the strongest-performing sector in the Canadian equity market. EAFE equities advanced, outperforming U.S. equities but underperforming Canadian equities.

Italy and Spain contributed to the performance of EAFE equities. Emerging markets equities also gained and outperformed their developed market peers, with Taiwan and India contributing to performance.

The FTSE Canada Universe Bond Index posted a total loss of 0.6% over the quarter. As government yields moved higher, government bond prices declined. Government bonds underperformed corporate bonds, which posted a small gain.

Corporate bond prices benefited from narrowing credit spreads (the difference in yield between corporate and government bonds). Real estate bonds posted the largest increase in the corporate sector. High-yield bond prices rose on a total return basis and outperformed investment-grade corporate bonds.

Global bond yields declined over the quarter, and global bond prices increased. The European Central Bank and the Bank of England lowered their policy interest rates. The Bank of Canada, the U.S. Federal Reserve Board and the Bank of Japan held interest rates steady.

The yield on 10-year Government of Canada bonds rose from 2.97% to 3.27%, while government yields in the U.S. were largely unchanged. Government yields in the U.K., Germany and Japan declined.

Counsel Focus Growth Portfolio Series I

Disclaimer

The commentaries on the company specific information and purchases and sales were provided by the fund manager. Canada Life Investment Management Ltd. will not be liable for any loss, or damages whatsoever, whether directly or indirectly incurred, arising out of the use or misuse of errors or omissions in any information contained in this commentary. The data provided in this commentary is for information purposes only and, except where otherwise indicated, is current as of June 30, 2025.

The views expressed in this commentary are those of fund manager as at the date of publication and are subject to change without notice. This commentary is presented only as a general source of information and is not intended as a solicitation to buy or sell specific investments, nor is it intended to provide tax or legal advice. Prospective investors should review the offering documents relating to any investment carefully before making an investment decision and should ask their Advisor for advice based on their specific circumstances.

The content of this commentary (including facts, views, opinions, recommendations, descriptions of or references to, products or securities) is not to be used or construed as investment advice, as an offer to sell or the solicitation of an offer to buy, or an endorsement, recommendation or sponsorship of any entity or security cited. Although we endeavour to ensure its accuracy and completeness, we assume no responsibility for any reliance upon it.

This document may contain forward-looking information which reflect our or third-party current expectations or forecasts of future events. Forward-looking information is inherently subject to, among other things, risks, uncertainties and assumptions that could cause actual results to differ materially from those expressed herein. These risks, uncertainties and assumptions include, without limitation, general economic, political and market factors, interest and foreign exchange rates, the volatility of equity and capital markets, business competition, technological change, changes in government regulations, changes in tax laws, unexpected judicial or regulatory proceedings and catastrophic events. Please consider these and other factors carefully and not place undue reliance on forward-looking information. The forward-looking information contained herein is current only as of June 30, 2025. There should be no expectation that such information will in all circumstances be updated, supplemented or revised whether as a result of new information, changing circumstances, future events or otherwise.

There can be no assurance that the Fund's return or volatility targets will be met, or met over any particular time horizon. Targeted returns and volatility should be evaluated over the time period indicated and not over shorter periods. Targeted returns are not actual performance and should not be relied upon as an indication of actual or future performance.

Commissions, trailing commissions, management fees and expenses all may be associated with mutual fund investments. Please read the prospectus before investing. Mutual funds are not guaranteed, their values change frequently, and past performance may not be repeated.

Counsel Portfolios are managed by Canada Life Investment Management Ltd. Counsel Portfolios are distributed by Quadrus Investment Services Ltd., IPC Investment Corporation, and IPC Securities Corporation, and may also be available through other authorized dealers in Canada.

Counsel Focus Growth Portfolio Series I

¹The asset allocation weights depicted above represent the neutral allocations for the fund and may differ from the current allocation. The neutral allocation may comprise a combination of investments in equities, fixed income securities, securities that are designed to track a market index or other securities. Canada Life Investment Management Ltd., the portfolio manager of the fund, has the discretion to change the allocation without prior notice. ²Effective holdings of the fund are held either directly, or through an underlying mutual fund. Asset allocations reflected are as a percentage of the fund's net asset value. Individual securities held by ETFs are not reflected in the Fund's Top Holdings listings. For money market fund reports: The current yield is an annualized historical yield based on the seven-day period ended on the date noted above and does not represent an actual one-year return. For information on the fund or any underlying Counsel funds, please read the Fund Facts, Simplified Prospectus and/or other reporting documents before investing, available at www.counselportfolios.ca. All third-party marks are used with permission.

Note: Occasionally, a negative value may be reported for Cash holdings that reflects the sale of securities and/or redemption transactions that have not settled at month end.

Distribution of the chart, history standard and short-term reports are not permitted without including the fund profile long-term report. Commissions, trailing commissions, management fees, and expenses all may be associated with mutual fund investments. Please read the prospectus before investing. The performance data provided assumes reinvestment of distributions only and does not take into account sales, redemption, distribution, or optional charges or income taxes payable by any securityholder that would have reduced returns. Mutual fund securities are not covered by the Canada Deposit Insurance Corporation or by any other government deposit insurer. There can be no assurances that the fund will be able to maintain its net asset value per security at a constant amount or that the full amount of your investment in the fund will be returned to you. Past performance may not be repeated. Reports produced using this website are for information purposes only. Canada Life Investment Management Ltd., and their affiliates, representatives, and third-party content providers do not warrant the accuracy, completeness, or timeliness of this website or any content, and shall not be responsible for investment decisions, damages, or other losses resulting from the use of this website or its content. The only true report on unit values is the periodic statement prepared and sent by the mutual fund company. Counsel Portfolios are managed by Canada Life Investment Management Ltd. Counsel Portfolios are distributed by Quadrus Investment Services Ltd., IPC Investment Corporation, and IPC Securities Corporation, and may also be available through other authorized dealers in Canada.