

Counsel Growth Portfolio Series A

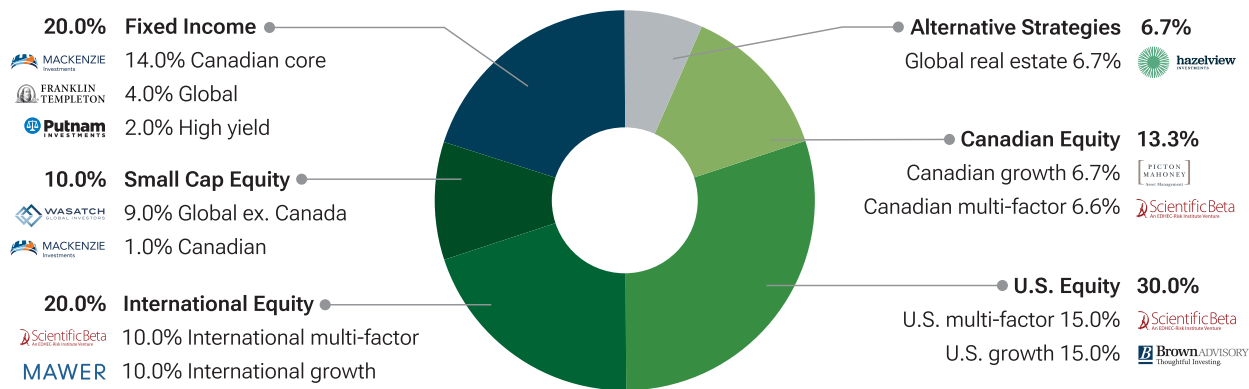
October 31, 2024

A globally diversified portfolio that seeks to provide long-term capital growth by investing in securities of a variety of global equity and fixed income mutual funds.

Is this portfolio right for you?

- A neutral investment strategy aiming to achieve long-term capital growth.
- Provides exposure to Canadian, U.S. and international equity and fixed-income securities.
- Monthly distributions.

Neutral portfolio allocation¹



Annualized performance (%)

Period	1 mth	3 mths	6 mths	1 yr	3 yr	5 yr	10 yr	Inception return
Series A	-0.4	2.1	9.2	22.3	2.8	5.8	5.0	4.2

Performance (%) calendar year returns

Period	2014	2015	2016	2017	2018	2019	2020	2021	2022	2023	YTD
Series A	7.1	7.2	0.8	10.6	-7.0	11.3	6.1	15.5	-14.2	10.4	11.9

Historical performance (%) Current value of \$10,000



Key data

Fund type	Global Equity Balanced
Fund code	CGF430
Inception date	January 15, 2002
Mgmt. fee	1.90%
Admin. fee	0.25%
MER	2.40%

Distribution frequency

Income	Monthly
Capital gains	Annual
Distributions	\$0.63

Distributions represent the annual distributions paid during 2023

Risk tolerance

Low to Medium

Portfolio characteristics

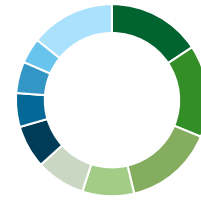
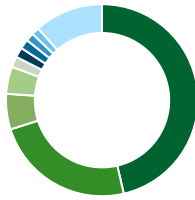
Dividend yield	2.3%
Yield to maturity	4.5%
Duration (years)	6.2
Average credit rating	A-

Investment

Min.	Subsq.	RRSP eligible
\$1,000	\$100	Yes

Counsel Growth Portfolio Series A

How the fund is invested² as at Aug 31, 2024



Asset allocation	(%)	Geographic allocation	(%)	Sector allocation	(%)
US Equity	42.5	United States	46.5	Technology	15.7
International Equity	27.6	Canada	23.8	Fixed Income	15.5
Domestic Bonds	11.3	Japan	6.0	Financial Services	15.1
Canadian Equity	10.2	United Kingdom	4.6	Healthcare	8.7
Foreign Bonds	4.0	Germany	1.8	Real Estate	8.3
Cash and Equivalents	3.3	France	1.7	Consumer Services	7.2
Income Trust Units	1.0	Switzerland	1.6	Consumer Goods	5.7
Other	0.2	Netherlands	1.4	Industrial Services	5.3
		Australia	1.3	Industrial Goods	4.3
		Other	11.6	Other	14.2

Top holdings

Underlying funds/holdings	(%) of NAV
Counsel Multi-Factor U.S. Equity	18.3
Counsel Fixed Income	15.9
Counsel U.S. Growth Equity	11.0
Counsel Global Small Cap	9.0
Counsel Multi-Factor International Equity	8.3
Counsel U.S. Value	7.4
Counsel International Growth	6.4
Counsel International Value	6.3
Counsel Global Real Estate	5.8
Counsel Multi-Factor Canadian Equity	4.3

Top equity holdings	(%) of NAV
Microsoft Corp	0.9
NVIDIA Corp	0.9
Amazon.com Inc	0.8
Alphabet Inc Cl A	0.6
Visa Inc Cl A	0.6
Royal Bank of Canada	0.5
Intuit Inc	0.5
Hartford Financial Services Group Inc	0.5
ServiceNow Inc	0.5
Uber Technologies Inc	0.5

Top fixed income holdings	(%) of NAV
Ontario Province 4.15% 02-Jun-2034	0.9
Canada Government 3.00% 01-Jun-2034	0.4
Quebec Province 4.40% 01-Dec-2055	0.4
Canada Government 2.75% 01-Dec-2055	0.3
Quebec Province 4.45% 01-Sep-2034	0.3
Alberta Province 3.10% 01-Jun-2050	0.3
Portage Capital Corp. 9.07% 05-Feb-2026	0.2
Enbridge Inc 5.38% 27-Sep-2027	0.2
Australia Government 3.25% 21-Apr-2025	0.1
United States Treasury 1.50% 15-Feb-2053	0.1

Counsel Growth Portfolio Series A

Why Invest with Counsel Portfolios

Our Portfolio Management team builds and maintains our portfolios based on in-depth analysis to align to a broad range of investor risk profiles. We take an unbiased approach when choosing our money managers by incorporating a proprietary and disciplined methodology for researching and selecting independent asset managers from across the globe. Each manager is monitored and held accountable to their mandate to help ensure our investors have the best chance at achieving their financial goals.

¹The asset allocation weights depicted above represent the neutral allocations for the fund and may differ from the current allocation. The neutral allocation may comprise a combination of investments in equities, fixed income securities, securities that are designed to track a market index or other securities. Canada Life Investment Management Ltd., the portfolio manager of the fund, has the discretion to change the allocation without prior notice. ²Effective holdings of the fund are held either directly, or through an underlying mutual fund. Asset allocations reflected are as a percentage of the fund's net asset value. Individual securities held by ETFs are not reflected in the Fund's Top Holdings listings. For money market fund reports: The current yield is an annualized historical yield based on the seven-day period ended on the date noted above and does not represent an actual one-year return. For information on the fund or any underlying Counsel funds, please read the Fund Facts, Simplified Prospectus and/or other reporting documents before investing, available at www.counselportfolios.ca. All third-party marks are used with permission.

Note: Occasionally, a negative value may be reported for Cash holdings that reflects the sale of securities and/or redemption transactions that have not settled at month end.

Distribution of the chart, history standard and short-term reports are not permitted without including the fund profile long-term report. Commissions, trailing commissions, management fees, and expenses all may be associated with mutual fund investments. Please read the prospectus before investing. The performance data provided assumes reinvestment of distributions only and does not take into account sales, redemption, distribution, or optional charges or income taxes payable by any securityholder that would have reduced returns. Mutual fund securities are not covered by the Canada Deposit Insurance Corporation or by any other government deposit insurer. There can be no assurances that the fund will be able to maintain its net asset value per security at a constant amount or that the full amount of your investment in the fund will be returned to you. Past performance may not be repeated. Reports produced using this website are for information purposes only. Canada Life Investment Management Ltd., and their affiliates, representatives, and third-party content providers do not warrant the accuracy, completeness, or timeliness of this website or any content, and shall not be responsible for investment decisions, damages, or other losses resulting from the use of this website or its content. The only true report on unit values is the periodic statement prepared and sent by the mutual fund company. Counsel mutual funds are managed by Canada Life Investment Management Ltd., a wholly owned indirect subsidiary of The Canada Life Assurance Company ("Canada Life"). Canada Life is a majority owned subsidiary of Great-West Lifeco Inc. (TSX: GWO) and a member of the Power Corporation of Canada group of companies.